


Davidson College





DAVIDSON



Thomas W. Ross
President




Jim Murphy
Director of Athletics



Dr. Fred Smith
Faculty Athletics Rep.



Katy McNay
Senior Woman Admin.



Joey Beeler
Men's Basketball SID

Quick Facts

Location: Davidson, N.C. 28035
 Founded: 1837
 Enrollment: 1,700
 Nickname: Wildcats
 Colors: Red and Black
 President: Bobby Vagt
 Athletics Director: Jim Murphy
 Home Court (Capacity): Belk Arena (5,700)
 Press Row Phone: (704) 892-3324

Basketball Facts

2006-07 Record: 29-5
 Conference Record (Place): 17-1 (1st South)
 Home: 13-1
 Away: 10-3
 Neutral: 6-1
 Letterwinners Returning/Lost: 11/2
 Starters Returning/Lost: 5/0

Media Relations

Director: Marc Gignac
 E-mail: magnac@davidson.edu
 Office: (704) 894-2123
 Basketball Contact: Joey Beeler
 E-mail: jobeeler@davidson.edu
 Office: (704) 894-2931
 Fax: (704) 894-2636
 Web-site: www.davidson.edu

Primary Media

Charlotte Observer (704-358-5125)
 Kevin Cary (kcary@charlotteobserver.com)

Greensboro News and Record (336-373-7062)
 Joe Sirera (jsirera@news-record.com)

Winston-Salem Journal (336-727-7211)
 Tommy Bowman (tbowman@wsjournal.com)

WBTV-TV (704-374-3713)
 Delano Little (dlittle@wbtv.com)

WCCB-TV (704-632-7551)
 Bruce Snyder (bsnyder@foxcharlotte.com)

WCNC-TV (704-329-3636)
 Greg Bailey (gbailey@wncn.com)

WSOC-TV (704-335-4746)
 Tiffany Wright

John Kilgo
jwkilgo@adelphia.net



Belk Arena

Arena: Belk Arena
Capacity: 5,700
Season Opened: 1989-90
First Game: Davidson vs. Virginia (Virginia won 71-57)
First Davidson Win: Davidson 70, Erskine 69 (1989-90)
All-Time Belk Arena Record: 168-60 (.737)
Largest Crowd: 5,854 vs. Duke in 1989-90
Largest Average Attendance: 2,721 in 1997-98 (35,371 in 13 games)

2007-08 Southern Conference Men's Basketball

2007-08 Wildcats Roster

No.	Name	Pos.	Ht.	Wt.	Class	Hometown/Last School
1	Brendan McKillop	G	6-1	180	Fr.	Davidson, N.C./ Charlotte Catholic
2	Jason Richards	G	6-2	190	Sr.	Barrington, Ill./Barrington
4	Aaron Bond	G/F	6-5	185	Fr.	Ashburn, Va./ Georgetown Prep
5	Boris Meno	F	6-8	220	Sr.	Paris, France/Northfield-Mount Hermon
12	Can Civi	G	6-1	180	Jo.	Istanbul, Turkey/Uskudar American Academy
14	Max Paulhus Gosselin	G	6-6	195	Jr.	Carignan, Quebec/Champlain St. Lambert
15	Thomas Sander	F	6-8	220	Sr.	Cincinnati, Ohio/Elder
22	Williams Archambault	F	6-6	210	So.	St. Hubert, Quebec/Champlain St. Lambert
23	Stephen Rossiter	F	6-7	230	So.	Staten Island, N.Y./Monsignor Farrell
24	Bryant Barr	G	6-4	185	So.	Falmouth, Maine/Falmouth
30	Stephen Curry	G	6-0	180	So.	Charlotte, N.C./Charlotte Christian
35	Dan Nelms	F	6-9	215	So.	Lake Forest, Ill./Phillips Exeter Academy
41	Andrew Lovedale	F	6-8	215	Jr.	Benin City, Nigeria/Loretto (England)
42	Ben Allison	F	6-9	205	Fr.	Horsham, West Sussex, England/Christ's Hospital

2007-08 Schedule

Date	Opponent	Time
Nov. 9	Emory	8:00
Nov. 14	NORTH CAROLINA (at Charlotte, N.C.)	7:00
Nov. 21	at Western Michigan	7:00
Nov. 24	NORTH CAROLINA CENTRAL	2:00
Nov. 26	at Appalachian State	7:00
Dec. 1	DUKE (at Charlotte, N.C.)	12:00
Dec. 5	at Charlotte	7:30
Dec. 8	vs. UCLA (at John Wooden Classic, Anaheim, Calif.)	5:30
Dec. 13	THE CITADEL*	7:00
Dec. 21	at North Carolina State	7:00
Jan. 3	GEORGIA SOUTHERN*	7:00
Jan. 5	WESTERN CAROLINA*	7:00
Jan. 9	at Elon*	7:00
Jan. 12	at Wofford*	7:00
Jan. 16	at Furman*	7:00
Jan. 19	CHATTANOOGA*	2:00
Jan. 21	at Western Carolina*	7:00
Jan. 24	at The Citadel*	7:00
Jan. 26	at College of Charleston*	5:00
Jan. 30	WOFFORD*	7:00
Feb. 2	at Chattanooga*	7:00
Feb. 6	ELON*	7:00
Feb. 9	COLLEGE OF CHARLESTON*	3:00
Feb. 13	at UNC Greensboro*	7:00
Feb. 16	FURMAN*	3:00
Feb. 19	UNC GREENSBORO*	7:00
Feb. 23	at Bracketbusters	
Feb. 27	APPALACHIAN STATE*	7:00
March 1	at Georgia Southern*	7:30
March 7-10	at Southern Conference Tournament (at North Charleston, S.C.)	



Sophomore guard Stephen Curry

2006-07 Results (29-5, 17-1)

Date	Opponent	Result	Score	Leading Scorer	Leading Rebounder
Nov. 10	vs. Eastern Michigan	W	81-77	19, Thomas Sander	12, Andrew Lovedale
Nov. 11	at Michigan	L	68-78	32, Stephen Curry	9, Stephen Curry
Nov. 12	vs. Central Connecticut State	W	91-64	26, Thomas Sander	8, Thomas Sander
Nov. 15	ILLINOIS-CHICAGO	W	100-59	27, Stephen Curry	9, Stephen Curry
Nov. 19	at Missouri	L	75-81	17, William Archambault	11, Boris Meno
Nov. 21	COLBY	W	99-69	29, Stephen Curry	18, Boris Meno
Nov. 25	at Duke	L	47-75	17, Jason Richards	10, Andrew Lovedale
Dec. 1	ELON	W	86-61	30, Thomas Sander	17, Andrew Lovedale
Dec. 4	at UNC Greensboro	W	66-63	24, Stephen Curry	6, Boris Meno
Dec. 9	CHARLOTTE	W	79-51	17, Stephen Curry	6, William Archambault
Dec. 15	MOUNT ST. MARY	W	116-55	24, Thomas Sander	10, Boris Meno
Dec. 18	at Chattanooga	W	92-80	30, Stephen Curry	10, Andrew Lovedale
Dec. 21	vs. Ohio	W	83-74	19, Stephen Curry	10, Stephen Rossiter
Dec. 22	at Arizona State	W	75-70	25, Jason Richards	11, Stephen Curry
Dec. 30	WESTERN MICHIGAN	W	71-64	23, Stephen Curry	16, Boris Meno
Jan. 6	COLLEGE OF CHARLESTON	W	81-73	25, Thomas Sander	5, Boris Meno
Jan. 10	at Furman	W	71-63	24, Thomas Sander	5, William Archambault
Jan. 13	at Wofford	W	83-78	25, Boris Meno	5, Andrew Lovedale
Jan. 16	THE CITADEL	W	79-54	17, Stephen Curry	6, Andrew Lovedale
Jan. 20	APPALACHIAN STATE	L	74-81	15, Stephen Curry	6, Jason Richards
Jan. 23	at Georgia Southern	W	101-92	15, Jason Richards	10, Thomas Sander
Jan. 27	WESTERN CAROLINA	W	79-59	32, Jason Richards	9, Max Paulhus Gosselin
Jan. 30	at Elon	W	88-58	25, Stephen Curry	9, Thomas Sander
Feb. 3	UNC GREENSBORO	W	75-65	29, Stephen Curry	14, Boris Meno
Feb. 6	CHATTANOOGA	W	87-57	24, Stephen Curry	8, Boris Meno
Feb. 12	at College of Charleston	W	73-63	24, Stephen Curry	8, Max Paulhus Gosselin
Feb. 17	at Western Carolina	W	92-59	25, Stephen Curry	8, Andrew Lovedale
Feb. 19	WOFFORD	W	80-73	28, Stephen Curry	8, Thomas Sander
Feb. 22	FURMAN	W	75-57	24, Stephen Curry	14, Boris Meno
Feb. 24	at The Citadel	W	87-70	21, Bryant Barr	13, Thomas Sander
March 1	vs. Chattanooga (SC)	W	78-68	20, Stephen Curry	9, Boris Meno
March 2	vs. Furman (SC)	W	91-68	20, Jason Richards	7, Boris Meno
March 3	vs. College of Charleston (SC)	W	72-65	30, Stephen Curry	7, Andrew Lovedale
March 15	vs. Maryland (NCAA)	L	70-82	29, Stephen Curry	10, Boris Meno
				30, Stephen Curry	9, Boris Meno


2006-07 Statistics

Overall Statistics

Player	GP-GS	Min.-Avg.	FGM-FGA	Pct.	3FGM-FGA	Pct.	FTM-FTA	Pct.	R-Off.	R-Def.	Rebs.	Avg.	PF	FO	A	TO	Blk.	Stl.	Points	Avg.
Stephen Curry	34-33	1,049-30.9	242-523	.463	122-299	.408	124-145	.855	32	125	157	4.6	97	4	95	95	6	62	730	21.5
Jason Richards	34-34	1,167-34.3	145-349	.415	53-141	.376	116-143	.811	25	105	130	3.8	59	1	249	106	2	52	459	13.5
Thomas Sander	33-33	949-28.8	158-325	.486	28-85	.329	93-127	.732	81	129	210	6.4	88	4	38	61	6	35	437	13.2
Boris Meno	33-33	869-26.3	134-297	.451	16-49	.327	78-103	.757	88	181	269	8.2	86	4	25	69	34	34	362	11.0
William Archambault	33-0	625-18.9	90-220	.409	58-160	.363	22-33	.667	21	70	91	2.8	53	0	28	40	5	14	260	7.9
Andrew Lovedale	34-2	616-18.1	70-151	.464	1-12	.083	25-47	.532	67	132	199	5.9	85	1	23	49	17	24	166	4.9
Max Paulhus Gosselin	34-33	896-26.4	64-128	.500	20-50	.400	15-23	.652	51	55	106	3.1	75	3	61	37	16	40	163	4.8
Bryant Barr	33-0	251-7.6	37-92	.402	25-71	.352	14-20	.800	13	15	28	0.8	22	0	20	13	0	3	115	3.5
Stephen Rossiter	32-0	227-7.1	19-33	.576	1-4	.250	10-18	.556	30	35	65	2.0	37	0	12	11	5	5	49	1.5
Dan Nelms	16-0	53-3.3	5-17	.294	1-5	.200	0-2	.000	5	10	15	0.9	5	0	2	3	0	1	11	0.7
John Falconi	18-1	54-3.0	4-15	.267	3-11	.273	0-2	.000	4	3	7	0.4	4	0	2	2	0	1	11	0.6
Can Civi	13-0	30-2.3	1-3	.333	0-0	.000	0-0	.000	0	2	2	0.2	1	0	4	6	0	1	2	0.2
Lamar Hull	10-1	12-1.2	0-4	.000	0-1	.000	0-0	.000	0	1	1	0.1	0	0	0	1	0	0	0	0.0
Team									48	50	98	2.9				3				
Total	34	6,798	969-2,157	.449	328-888	.369	499-663	.753	465	913	1,378	40.5	602	17	559	495	91	272	2,765	81.3
Opponents	34	6,799	831-1,961	.424	269-758	.355	405-592	.684	334	822	1,156	34.0	662	-	448	582	86	228	2,336	68.7

Conference Statistics

Player	GP-GS	Min.-Avg.	FGM-FGA	Pct.	3FGM-FGA	Pct.	FTM-FTA	Pct.	R-Off.	R-Def.	Rebs.	Avg.	PF	FO	A	TO	Blk.	Stl.	Points	Avg.
Stephen Curry	18-17	573-31.8	132-274	.482	63-156	.404	65-77	.844	19	63	82	4.6	40	1	44	35	1	30	392	21.8
Thomas Sander	18-18	507-28.2	92-189	.487	13-43	.302	57-80	.713	51	77	128	7.1	45	2	26	34	3	20	254	14.1
Jason Richards	18-18	619-34.4	75-176	.426	27-64	.422	61-70	.871	14	61	75	4.2	34	0	128	58	2	32	238	13.2
Boris Meno	17-17	437-25.7	69-142	.486	7-22	.318	45-60	.750	40	93	133	7.8	47	2	10	40	24	14	190	11.2
William Archambault	18-0	328-18.2	43-105	.410	26-76	.342	11-22	.500	10	35	45	2.5	30	0	15	21	4	7	123	6.8
Andrew Lovedale	18-1	349-19.4	40-76	.526	0-8	.000	17-32	.531	36	72	108	6.0	40	1	10	18	9	11	97	5.4
Max Paulhus Gosselin	18-17	473-26.3	35-75	.467	15-33	.455	6-9	.667	30	31	61	3.4	36	2	30	12	8	25	91	5.1
Bryant Barr	18-0	131-7.3	19-49	.388	13-38	.342	1-3	.333	7	8	15	0.8	15	0	8	7	0	1	52	2.9
Stephen Rossiter	16-0	111-6.9	8-17	.471	1-4	.250	8-16	.500	14	11	25	1.6	13	0	5	6	2	4	25	1.6
Dan Nelms	10-0	25-2.5	2-9	.222	1-3	.333	0-2	.000	3	5	8	0.8	5	0	0	2	0	1	5	0.5
Can Civi	8-0	15-1.9	1-2	.500	0-0	.000	0-0	.000	0	1	1	0.1	0	0	2	6	0	1	2	0.3
John Falconi	10-1	22-2.2	0-4	.000	0-2	.000	0-2	.000	1	3	4	0.4	2	0	0	0	0	1	0	0.0
Lamar Hull	5-1	8-1.6	0-3	.000	0-1	.000	0-0	.000	0	0	0	0.0	0	0	0	0	0	0	0	0.0
Team									26	28	54	3.0				3				
Total	18	3,598	516-1,121	.460	166-450	.369	271-373	.727	251	488	739	41.1	307	8	278	242	53	147	1,469	81.4
Opponents	18	3,600	432-1,029	.420	145-403	.360	197-286	.689	162	416	578	32.1	353	12	226	289	46	106	1,206	67.0



Bob McKillop Head Coach

Hometown: Queens, N.Y.
Birth date: July 13, 1950
Education: B.A., Hofstra, 1972

COACHING

Assistant, Head Coach, Holy Trinity High (N.Y.), 1973-78
Assistant, Davidson, 1978-79
Head Coach, Long Island Lutheran High (N.Y.), 1980-89
Head Coach, Davidson, 1989-present

PERSONAL DATA

Full name is Robert H. McKillop. Born July 13, 1950 in Queens, N.Y. Married to the former Cathy Cunningham of Long Island, N.Y. They have three children: Matthew, Brendan and Kerrin.

EDUCATION

Graduated from Chaminade High in Mineola, N.Y. in 1967. Attended East Carolina from 1967-69. Received bachelor of arts degree in history from Hofstra in 1972. Earned dean's list recognition five times at East Carolina and six times at Hofstra.

PLAYING EXPERIENCE

Lettered in basketball at Chaminade High. Lettered two years in basketball at East Carolina (1968-69) and two at Hofstra (1971-72). Was team captain and MVP at Hofstra during senior season. At East Carolina, participated in the 1968 Southern Conference Tournament championship game against Davidson. Was a free agent signee of the Philadelphia 76ers in 1973.

AT DAVIDSON

Now in his 19th season as head coach for the Wildcats. Owns the school record for career wins and is the winningest coach in Southern Conference history with 311 victories.

PREVIOUS COACHING EXPERIENCE


Coached five seasons as head coach at Holy Trinity High in Hicksville, N.Y. (1973-78). Served one season as an assistant at Davidson (1979). Nine seasons as head coach at Long Island Lutheran High School in Brookville, N.Y. (1980-89).

MCKILLOP'S YEAR-BY-YEAR RECORD

Year	School	Record	SoCon
1989-90	Davidson	4-24	
1990-91	Davidson	10-19	
1991-92	Davidson	11-17	
1992-93	Davidson	14-14	10-8
1993-94	Davidson	22-8	13-5
1994-95	Davidson	14-13	7-7
1995-96	Davidson	25-5	14-0
1996-97	Davidson	18-10	10-4
1997-98	Davidson	20-10	13-2
1998-99	Davidson	16-11	11-5
1999-00	Davidson	15-13	10-6
2000-01	Davidson	15-17	7-9
2001-02	Davidson	21-10	11-5
2002-03	Davidson	17-10	11-5
2003-04	Davidson	17-12	11-5
2004-05	Davidson	23-9	16-0
2005-06	Davidson	20-11	10-5
2006-07	Davidson	29-5	17-1
Davidson Total		311-218	171-67

COACHING STAFF

Assistant Coach: Matt Matheny (Davidson, 1993)
Assistant Coach: Jim Fox (SUNY-Genesco, 1995)
Assistant Coach: Tim Sweeney (Rochester, 2003)



All-Time Davidson Coaches

Coach	Seasons	Years	W	L	Pct.
J.W. Rhea	1908-09	1	1	2	.333
W.T. Cook	1912-13	1	0	1	.000
W.M. Fetzner	1915-18	3	29	19	.604
Fred Hengeveld	1919-22	3	20	20	.500
H.M. Grey	1922-23	1	9	9	.500
Monk Younger	1923-31	8	85	62	.578
"Red" Flake Laird	1931-37	6	47	74	.368
Norman Shepard	1937-49	12	170	119	.588
Boyd Baird	1949-52	3	24	53	.312
Danny Miller	1952-56	3	19	47	.288
Tom Scott	1956-60	5	41	84	.328
Lefty Driesell	1960-69	9	176	65	.730
Terry Holland	1969-74	5	92	43	.681
Robert Brickels	1974-76	2	12	40	.231
Dave Pritchett	1976-78	2	14	40	.259
Eddie Biedenbach	1978-81	3	29	51	.363
Bobby Hussey	1981-89	8	107	126	.459
Bob McKillop	1989-present	18	311	218	.588

Davidson Year-By-Year

Year	Overall	SoCon	Place	Coach	
1907-08				J.W. Rhea	
1908-09	1	2		J.W. Rhea	
1909-10	2	3		None	
1910-11	0	2		None	
1911-12	4	2		None	
1912-13	0	1		None	
1913-14	No team				
1914-15	3	3		None	
1915-16	11	9		W.M. Fetzer	
1916-17	11	6		W.M. Fetzer	
1917-18	7	4		W.M. Fetzer	
1918-19	3	6		None	
1919-20	3	10		Fred Hengeveld	
1920-21	7	7		Fred Hengeveld	
1921-22	10	3		Fred Hengeveld	
1922-23	9	8		H.M. Grey	
1923-24	10	9		H.M. Grey	
1924-25	16	6		Monk Younger	
1925-26	8	9		Monk Younger	
1926-27	10	8		Monk Younger	
1927-28	9	7		Monk Younger	
1928-29	10	8		Monk Younger	
1929-30	12	7		Monk Younger	
1930-31	8	8		Monk Younger	
1931-32	3	12		"Red" Flake Laird	
1932-33	4	14		"Red" Flake Laird	
1933-34	6	13		"Red" Flake Laird	
1934-35	13	10		"Red" Flake Laird	
1935-36	4	15		"Red" Flake Laird	
1936-37	13	10		"Red" Flake Laird	
1937-38	9	12		Norman Shepard	
1938-39	19	10		Norman Shepard	
1939-40	7	14		Norman Shepard	
1940-41	11	12		Norman Shepard	
1941-42	12	13		Norman Shepard	
1942-43	18	6		Norman Shepard	
1943-44	16	7		Norman Shepard	
1944-45	9	9		Norman Shepard	
1945-46	13	12		Norman Shepard	
1946-47	17	8		Norman Shepard	
1947-48	19	9		Norman Shepard	
1948-49	18	8		Norman Shepard	
1949-50	10	16		Boyd Baird	
1950-51	7	19		Boyd Baird	
1951-52	7	18		Boyd Baird	
1952-53	4	17		Danny Miller	
1953-54	7	15	3 5	7th	Danny Miller
1954-55	8	14	4 6	7th	Danny Miller
1955-56	11	15	5 7	7th	Danny Miller/Tom Scott
1956-57	7	20	4 8	8th	Tom Scott
1957-58	9	15	4 8	7th, tie	Tom Scott
1958-59	9	15	2 8	8th	Tom Scott
1959-60	5	19	0 10	9th	Tom Scott
1960-61	9	14	2 10	9th	Lefty Driesell
1961-62	14	11	5 6	5th	Lefty Driesell
1962-63	22	7	8 3	2nd	Lefty Driesell
1963-64	22	4	9 2	1st	Lefty Driesell
1964-65	24	2	12 0	1st	Lefty Driesell
1965-66	21	7	11 1	1st	Lefty Driesell
1966-67	15	12	8 4	2nd	Lefty Driesell
1967-68	24	5	9 1	1st	Lefty Driesell
1968-69	27	3	9 0	1st	Lefty Driesell
1969-70	22	5	10 0	1st	Terry Holland
1970-71	15	11	9 1	1st	Terry Holland
1971-72	19	9	8 2	1st	Terry Holland
1972-73	18	9	9 1	1st	Terry Holland
1973-74	18	9	7 3	3rd	Terry Holland
1974-75	7	19	4 6	6th	Robert Brickels
1975-76	5	21	1 9	8th	Robert Brickels
1976-77	5	22	2 8	6th	Dave Pritchett

1977-78	9	18	3	7	7th	Dave Pritchett
1978-79	8	19	3	7	6th	Eddie Biedenbach
1979-80	8	18	4	11	9th	Eddie Biedenbach
1980-81	13	14	11	5	1st, tie	Eddie Biedenbach
1981-82	14	15	9	7	3rd	Bobby Hussey
1982-83	13	15	8	8	5th	Bobby Hussey
1983-84	9	19	5	11	8th	Bobby Hussey
1984-85	10	20	6	10	7th	Bobby Hussey
1985-86	20	11	10	6	2nd, tie	Bobby Hussey
1986-87	20	10	12	4	3rd	Bobby Hussey
1987-88	15	13	9	7	3rd, tie	Bobby Hussey
1988-89	7	24				Bobby Hussey
1989-90	4	24				Bob McKillop
1990-91	10	19				Bob McKillop
1991-92	11	17				Bob McKillop
1992-93	14	14	10	8	5th	Bob McKillop
1993-94	22	8	13	5	2nd, tie	Bob McKillop
1994-95	14	13	7	7	3rd, North	Bob McKillop
1995-96	25	5	14	0	1st, North	Bob McKillop
1996-97	18	10	10	4	1st, tie, North	Bob McKillop
1997-98	20	10	13	2	1st, tie, North	Bob McKillop
1998-99	16	11	11	5	2nd, North	Bob McKillop
1999-00	15	13	10	6	2nd, North	Bob McKillop
2000-01	15	17	7	9	4th, North	Bob McKillop
2001-02	21	10	11	5	1st, tie, North	Bob McKillop
2002-03	17	10	11	5	1st, tie, North	Bob McKillop
2003-04	17	12	11	5	1st, tie, South	Bob McKillop
2004-05	23	9	16	0	1st, North	Bob McKillop
2005-06	20	11	10	5	2nd, South	Bob McKillop
2006-07	29	5	17	1	1st, South	Bob McKillop
Overall	1,191	1,088	489	411		

Davidson in the NCAA Tournament (5-10)

1966	Rhode Island	W	95-65	East Regional
1966	Syracuse	L	94-78	East Regional
1966	Saint Joseph's	L	92-76	East Regional
1968	St. John's	W	79-70	East Regional
1968	Columbia	W	61-59 (OT)	East Regional
1968	North Carolina	L	70-66	East Regional
1969	Villanova	W	75-61	East Regional
1969	St. John's	W	79-68	East Regional
1969	North Carolina	L	87-85	East Regional
1970	St. Bonaventure	L	85-72	East Regional
3/14/86	No. 1 Kentucky	L	75-55	Southeast Regional
3/13/98	No. 3 Michigan	L	80-61	South Regional
3/14/02	No. 4 Ohio State	L	69-64	West Regional
3/17/06	No. 2 Ohio State	L	70-62	Minneapolis Regional
3/15/07	No. 4 Maryland	L	82-70	Midwest Regional

Davidson in the NIT (2-4)

1972	Syracuse	L	81-77	First Round
1994	West Virginia	L	85-69	First Round
1996	South Carolina	L	100-73	First Round
2005	VCU	W	77-62	First Round
2005	Missouri State	W	82-71	Second Round
2005	Maryland	L	78-63	Quarterfinals

